



FINANCIAL SERVICES DEPARTMENT

Staff Report

To: **Honorable Mayor Cheney and the Frisco City Council**
Thru: **George Purefoy, City Manager**
Nell Lange, Assistant City Manager
From: **Anita Cothran, Director of Financial Services**
Date: **June 12, 2018**
Re: **Monthly Financial Report for May 2018**

Our Department Report for May is attached.

During the month, we held budget review meetings with the Departments of the City, analyzing their budget requests for FY 2019 and their financial status for FY 2018. We also worked with the Social Services Board and completed the initial grant scoring for the social service grants that Council will approve in August for local agencies.

Staffing changes in Financial Services in May included the retirement of our longest tenured employee in the Department. Sue Watson, Payroll Coordinator, retired on May 31st with over 21 years of service to the City of Frisco. We will miss her, but have been able to promote staff to fill the vacancy.

Our advertising campaign for our Senior Citizen trash discount created many calls and emails with approximately 84 new accounts set up for the discount. I've included our "How to Read Your Water Statement" handout this month that we share with new customers and post to the website.

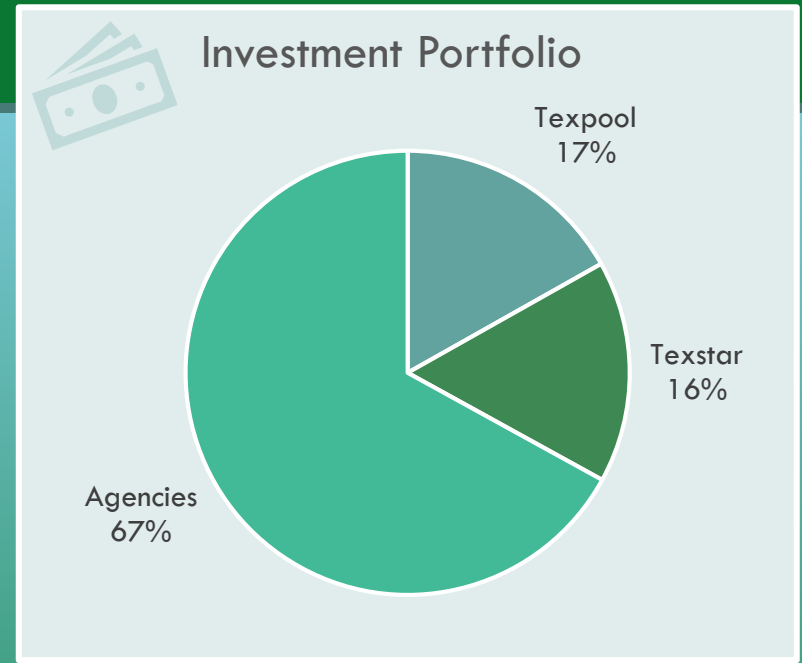
As always, if you have any questions, let me know. 972-292-5510, acothran@friscotexas.gov.

**CITY OF FRISCO TEXAS
FINANCIAL SERVICES
DEPARTMENT
MAY 31, 2018
MONTHLY REPORT**

Major Funds May 31 (,000)	General	% of Budget		Utility	% of Budget	
		FY 18	FY 17		FY 18	FY 17
Revenue Budget	\$157,713			\$94,824		
YTD Actual	\$130,168	83%	81%	\$61,032	64%	64%
Expense Budget	\$168,907			\$94,630		
YTD Spent	\$ 97,299	58%	60%	\$62,965	67%	70%
Revenues Over (Under) Expenses	\$ 32,869			(\$1,933)		


General Fund: General Fund revenues are 8% higher than prior year, with tax collections strong. Sales Tax collections are tracking at a 9% increase for FY 18 over FY 17. Expenditures are tracking as projected in budget with 58% of the budget expended. All Departments are within budget with eight months of the fiscal year expended.

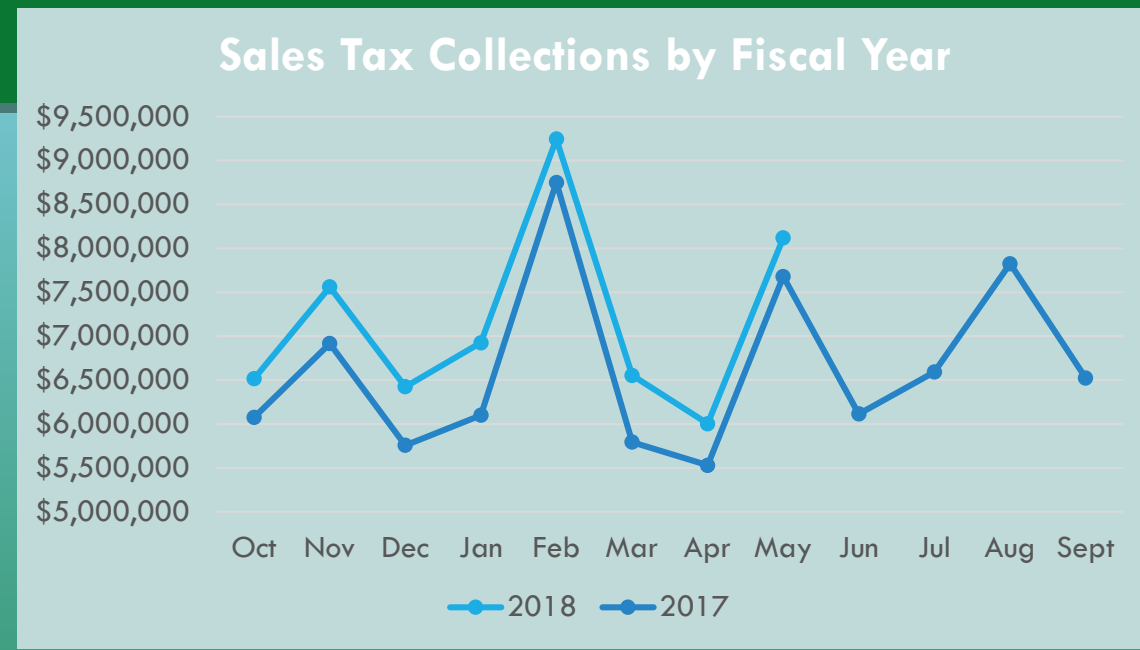
Utility Fund: Utility Fund sales and expenses are tracking as projected and consistent with prior year.



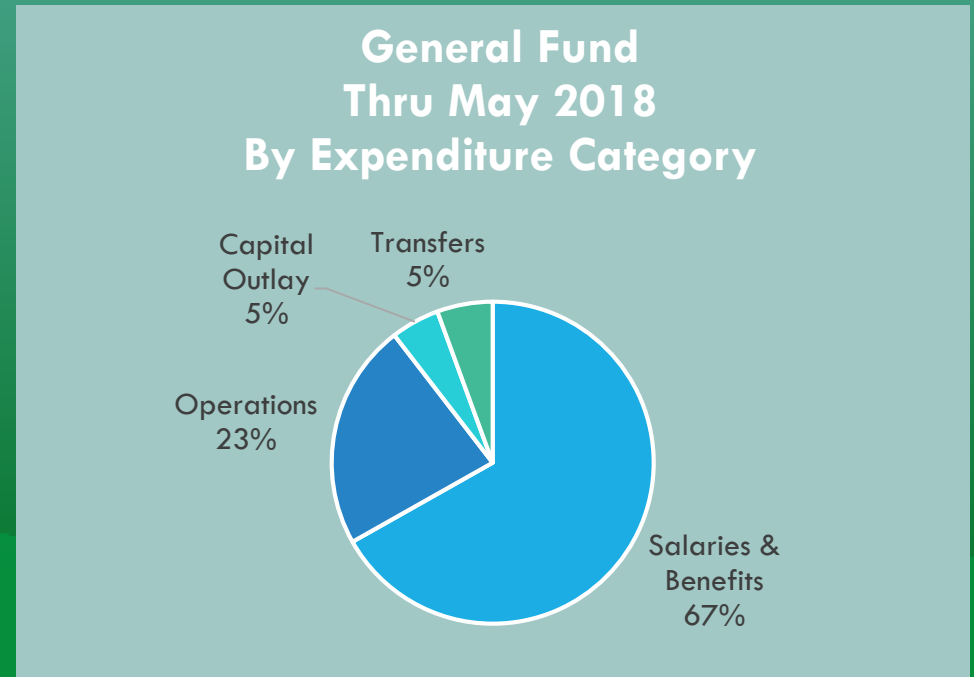
Portfolio Yields	May
Texpool	1.72%
Texstar	1.72%
Agencies	1.58%

Portfolio Balances (,000)	May
Texpool	\$ 82,016
TexStar	\$ 78,766
Agencies	\$326,295
Total	\$487,977

 Key/Major General Fund Revenues (,000)	May Collections	YTD Collections	% of Budget
Property Tax	\$ 682	\$73,905	100%
Sales Tax	\$ 4,059	\$28,676	65%
Franchise Tax	\$ 1,735	\$ 7,589	78%
Licenses & Permits	\$ 945	\$ 8,193	66%
Parks & Recreation	\$ 811	\$ 3,710	62%
EMS	\$ 246	\$ 1,893	72%



General Fund Expenditures By Function (,000)	May	YTD Expend	% of Budget
General Government	\$7,629	\$29,817	52%
Public Safety	\$6,165	\$46,630	59%
Public Works	\$1,603	\$ 8,666	52%
Culture & Recreation	\$1,562	\$12,186	58%





Building/Development Fees	May Activity
Fees Collected	\$810,248
Collin County Permits	1,004
Denton County Permits	643
Valuation	\$84 Million



Municipal Court	May Activity
# of cases filed	1,494
# of cases closed	1,626
# warrants issued/cleared	332/230
% of on-line/phone payments	30%



Key Other Funds Revenues (,000)	May Collections
Hotel Taxes	\$530
Construction Fees	\$ 46



Utility Billing	May Activity
# of active customers	55,805
# new meter sets	246
# new customers	294
# on line pay/% of total pay	13,049/23%
Fees collected UB	\$9.2 Million


Budget Summary for May
Fiscal Year 2018
(Compare to 67%)


	Approved Original FY18 Budget	Revised FY18 Budget	Monthly Actual	% of Bdgt	YTD Actual	% of Bdgt	FY 17 Actual	Monthly Actual	% of YTD Act	YTD Actual	% of YTD Act	% Inc /(Dec) 17/18
Gen Fund Rev												
Property Tax	73,669,831	73,629,831	682,377	1%	73,905,117	100%	69,719,828	279,298	0%	68,633,549	98%	8%
Sales Tax	42,332,481	44,064,396	4,059,218	9%	28,675,688	65%	40,265,592	3,839,452	10%	26,273,906	65%	9%
Beverage Tax	822,935	822,935	0	0%	503,627	61%	834,437	0	0%	383,967	46%	31%
Franchise Tax	9,705,458	9,705,458	1,734,620	18%	7,588,654	78%	9,104,999	1,238,262	14%	6,625,011	73%	15%
Licenses & Permits	12,353,419	12,376,734	945,909	8%	8,193,293	66%	12,904,536	1,189,859	9%	8,234,665	64%	-1%
Intergovernmental	1,867,488	2,063,250	67,302	3%	1,009,169	49%	2,401,473	414,193	17%	1,232,918	51%	-18%
Charges for Services	8,540,637	8,666,674	1,174,140	14%	5,958,673	69%	9,487,800	661,158	7%	5,688,987	60%	5%
Fines	1,990,898	1,990,898	156,303	8%	1,390,249	70%	2,044,424	185,448	9%	1,304,990	64%	7%
Interest Income	378,750	652,000	132,285	20%	750,811	115%	493,758	50,305	10%	293,088	59%	156%
Contributions	22,000	98,475	47	0%	33,386	34%	26,801	3,465	13%	21,111	79%	58%
Rental Income	1,167,435	1,148,435	121,885	11%	763,000	66%	1,204,041	90,629	8%	766,267	64%	0%
Other Fees	788,033	382,194	77,993	20%	362,920	95%	708,596	83,889	12%	459,221	65%	-21%
Transfers In	2,068,524	2,111,524	0	0%	1,033,644	49%	984,000	-60,000	-6%	984,000	100%	5%
Total	155,707,889	157,712,804	9,152,079	6%	130,168,231	83%	150,180,285	7,975,958	5%	120,901,680	81%	8%
Gen Fund Exp												
Administration	6,581,382	6,714,677	443,118	7%	3,886,837	58%	6,461,925	435,799	7%	3,559,216	55%	9%
Financial Services	11,080,152	13,474,236	1,306,090	10%	5,990,944	44%	9,802,402	1,326,696	14%	5,736,159	59%	4%
Police	40,009,612	41,697,244	3,363,512	8%	23,903,907	57%	34,745,518	2,724,183	8%	21,773,996	63%	10%
Fire	37,386,597	37,657,307	2,801,699	7%	22,726,405	60%	34,390,338	2,692,388	8%	20,012,096	58%	14%
Public Works	11,274,510	13,432,785	1,371,981	10%	7,474,821	56%	7,033,338	491,824	7%	4,043,126	57%	85%
Human Resources	2,236,034	2,256,672	193,101	9%	1,281,258	57%	1,985,328	152,039	8%	1,136,668	57%	13%
Administrative Serv	9,223,956	11,185,661	585,937	5%	5,364,018	48%	7,701,708	532,469	7%	4,778,459	62%	12%
IT Serv	6,427,515	6,855,043	481,377	7%	3,277,049	48%	3,519,091	662,747	19%	2,250,002	64%	46%
Library	4,953,716	4,996,540	428,694	9%	3,144,906	63%	4,451,875	345,216	8%	2,827,459	64%	11%
Parks & Recreation	16,259,759	16,817,608	1,133,625	7%	9,041,013	54%	14,876,129	1,092,419	7%	8,622,866	58%	5%
Engineering Serv	2,279,897	2,423,611	231,244	10%	1,191,405	49%	5,014,906	485,617	10%	3,012,614	60%	-60%
Development Serv	7,184,826	7,839,969	708,604	9%	4,584,976	58%	6,562,897	475,399	7%	4,048,891	62%	13%
Non-departmental	447,496	3,555,880	3,910,024	110%	5,431,555	153%	3,516,530	12,106	0%	1,888,523	54%	188%
Total	155,345,452	168,907,233	16,959,006	10%	97,299,094	58%	140,061,985	11,428,902	8%	83,690,075	60%	16%
Rev-Exp	362,437	(11,194,429)	(7,806,927)		32,869,137		10,118,300	(3,452,944)		37,211,605		

Budget Summary for May
Fiscal Year 2018
(Compare to 67%)

	Approved Original FY18 Budget	Revised FY18 Budget	Monthly Actual	% of Bdgt	YTD Actual	% of Bdgt	FY 17 Actual	Monthly Actual	% of YTD Act	YTD Actual	% of YTD Act	% Inc /(Dec) 17/18
Utility Rev												
Water	50,101,067	50,101,067	4,328,999	9%	30,982,293	62%	47,917,674	3,681,443	8%	28,412,935	59%	9%
Sewer	39,052,741	39,052,741	3,162,821	8%	24,280,810	62%	32,268,008	2,771,886	9%	21,169,026	66%	15%
Licenses & Permits	1,650,000	1,650,000	46,200	3%	1,521,294	92%	3,725,542	550,227	15%	2,548,550	68%	-40%
Interest	150,000	150,000	43,932	29%	293,046	195%	220,719	17,168	8%	131,021	59%	124%
Misc	550,000	550,000	79,738	14%	634,653	115%	1,003,015	73,262	7%	684,838	68%	-7%
Transfers In	3,319,743	3,319,743	0	0%	3,319,743	100%	3,300,281	0	0%	3,300,281	100%	1%
Total	94,823,551	94,823,551	7,661,690	8%	61,031,839	64%	88,435,239	7,093,986	8%	56,246,651	64%	9%
Utility Exp												
Administration	82,977	82,977	28,005	34%	102,426	123%	56,952	52	0%	48,037	84%	113%
Financial Services	1,700,613	1,795,213	123,066	7%	996,340	55%	1,502,578	119,636	8%	920,297	61%	8%
Public Works	69,613,154	69,719,928	5,531,481	8%	45,566,533	65%	63,626,487	5,287,386	8%	42,254,480	66%	8%
Administrative Serv	190,134	191,334	14,026	7%	108,279	57%	141,728	8,263	6%	70,972	50%	53%
IT Serv	2,762,767	2,754,690	183,496	7%	1,480,373	54%	2,319,119	147,057	6%	1,353,051	58%	9%
Engineering Serv	3,796,419	3,891,716	338,183	9%	2,325,321	60%	3,443,054	239,337	7%	2,099,940	61%	11%
Non-departmental	16,164,066	16,193,810	0	0%	12,385,363	76%	14,508,481	23	0%	13,237,773	91%	-6%
Total	94,310,130	94,629,668	6,218,257	7%	62,964,635	67%	85,598,399	5,801,754	7%	59,984,550	70%	5%
Rev-Exp	513,421	193,883	1,443,433		(1,932,796)		2,836,840	1,292,232		(3,737,899)		
Utility Stormwater												
Revenue	3,760,598	3,760,598	322,163	9%	2,534,601	67%	3,638,105	443,230	12%	2,398,562	66%	6%
Expenses	3,600,322	5,531,005	167,086	3%	2,960,643	54%	3,073,889	378,846	12%	1,630,804	53%	82%
Rev-Exp	160,276	(1,770,407)	155,077		(426,042)		564,216	64,384		767,758		
Environmental												
Revenue	15,322,579	15,322,579	1,423,807	9%	10,376,235	68%	13,649,525	1,144,144	8%	9,107,750	67%	14%
Expenses	14,565,356	14,936,837	1,322,413	9%	10,551,471	71%	13,712,687	1,089,573	8%	9,057,409	66%	16%
Rev-Exp	757,223	385,742	101,394		(175,236)		(63,162)	54,571		50,341		

Understanding Your Statement


- 1 Contact Information**  Your bill includes information on how to contact the City of Frisco.
- 2 Account Information** This section details your service address, City of Frisco account number and billing zone your property resides in. Also included is your billing date, service period, last payment date with amount paid and the due date for the current charges.
- 3 Account Activity** Section displays the last bill amount, payment amount and any account adjustments.
- 4 Meter Readings** This section lists your meter number at the property and the previous and current readings. Your usage is calculated by subtracting the current and previous readings. Additionally, the water rate tier information for the usage is displayed. Water usage is shown in gallons.
- 5 Current Charges** This section lists the charges associated with the current service period. The due date for the current charges is again provided.
- 6 Amount Due** This section provides the total for current charges, balance with penalty if current charges are paid after the due date, and information on past due charges. Current charges are due by the due date listed. Failure to pay current charges by the due date will result in a late fee. Past due balances are due immediately.
- 7 Water Usage History – Graph** The graph gives you a brief overview of your water consumption. Usage from the recent service period is displayed along with any other billed consumption in the current year - up to six months. Service period years are shown on the x-axis; usage, in hundreds of gallons, is on the y-axis. An expanded consumption history is available on the reverse of the bill.
- 8 Special Message** This section displays the City's special messages that might include: rate changes, upcoming events, and/or important information regarding your bill and services.
- 9 Coupon** A coupon is provided for your mailed payment. For timely and efficient posting of your payment, it is recommended that you return the payment coupon with your payment.




CITY OF FRISCO
P.O. BOX 2730
FRISCO, TX 75034

Customer Service: 972-292-5575
Utility Billing Fax: 972-292-5585
Office Hours: Mon - Fri 8:00 AM - 5:00 PM
E-mail: utilitybilling@friscotexas.gov

City Website: www.friscotexas.gov
Environmental Services: 972-292-5900
Public Works/After Hours: 972-292-5800

1 

1 

***AUTO**SCH 5-DIGIT 75071 1 P55 T-FTE.0330b-A-1
3 1 AV 0.370

JOHN Q SAMPLE
12345 ANYSTREET WAY
FRISCO TX 75033-1192

ACCOUNT INFORMATION

Account Name: JOHN Q SAMPLE Cycle: 04
Account Number: 11-11111-11 Billing Days: 29
Service Address: 12345 ANYSTREET WAY
Service Period: 01/26/2017 to 02/24/2017
Billing Date: 03/08/2017 Due Date: 04/03/2017

ACCOUNT ACTIVITY

Last Bill Amount 61.20
Last Payment 02/22/17 -61.20
Balance Forward \$0.00

METER READINGS

Meter	Previous	Current	Usage
1111111111	91200	93900	2700
Water Base Charge			\$17.69
Water Use Tier - One	7 @	\$0.3840	\$2.69
Total Water Charges:			\$20.38

CURRENT CHARGES

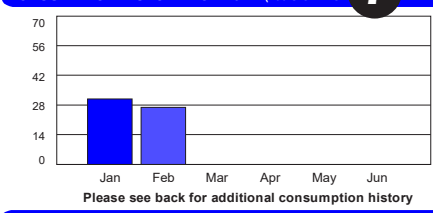
Water	\$20.38
Stormwater	\$4.14
Sewer	\$25.44
Garbage	\$11.50
Tax	\$0.99
Total New Charges Due 04/03/2017:	\$62.45

AMOUNT DUE

TOTAL AMOUNT DUE: \$62.45

Total Amount Due if Paid After 04/03/2017: \$68.60

CONSUMPTION HISTORY FOR 2017 (100's GALLON)



Please see back for additional consumption history

IMPORTANT MESSAGE


This is a test message that was entered via the DP Auto-messaging system. All DataProse clients have access to this tool. Welcome to the citizens of the City of Frisco. We at DataProse are proud to be serving you.

This is a second test message. This message was entered to demonstrate the built in white space that will appear between each message that is entered.

FAILURE TO RECEIVE BILL DOES NOT WAIVE PAST DUE PENALTY.

PAY BY DUE DATE TO AVOID PENALTY

Keep the above portion for your records and return this portion along with your payment
PLEASE MAKE CHECK PAYABLE TO CITY OF FRISCO



CITY OF FRISCO
P.O. BOX 2730
FRISCO, TX 75034

ACCOUNT INFORMATION

Account Name: JOHN Q SAMPLE
Cycle: 04
Service Address: 12345 ANYSTREET WAY
Service Period: 01/26/2017 to 02/24/2017

JOHN Q SAMPLE
12345 ANYSTREET WAY
FRISCO TX 75033-1192

9

ACCOUNT NUMBER	DUE DATE	AMOUNT DUE
11-11111-11	04/03/2017	\$62.45

Total Amount Due if Paid After 04/03/2017: \$68.60

AMOUNT ENCLOSED \$

Please write account number on check and remit payment to:

FRISCO
PO BOX 2730
FRISCO TX 75034

912200020000059710000065582

9



If you have questions about your statement, please call the City of Frisco at 972-292-5575 for further assistance.

Understanding Your Statement

10 Rates
This section provides the current water, sewer and stormwater rates.

11 Past Consumption History
An expanded view of your consumption history is provided in this section. A 6-month overview from the prior 4 years is displayed.

12 Bill Description
This section provides background on the City's main service fees.

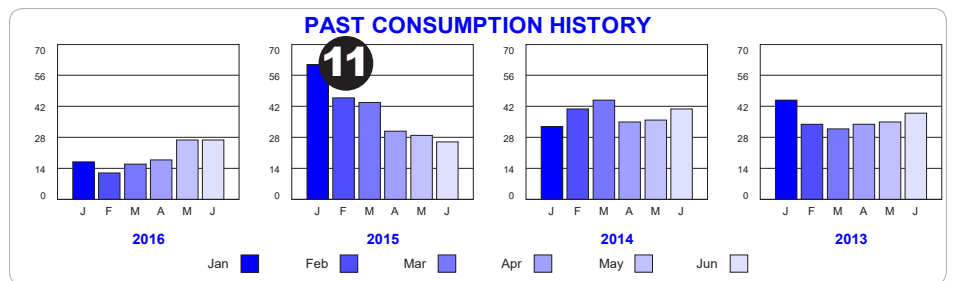
13 General Information
This area of the bill provides general information related to Utility Billing and Water Resources.

The Frisco City Council adopted rate increases for water and sewer services on September 20th, 2016 (see Ordinance No. 16-09-78) for commercial and residential accounts.

RESIDENTIAL WATER FEES			COMMERCIAL WATER FEES			COMMERCIAL IRRIGATION FEES			
First 2,000 gallons	\$17.69	per thousand gals	Meter Size	First 2,000 Gallons	Cost per Thousand Gallons	Meter Size	First 2,000 Gallons	2,001 - 40,000 Gallons	Over 40,000 Gallons
2,001 to 15,000 gallons	\$3.84	per thousand gals	3/4"	\$19.29	\$3.97	3/4"	\$19.29	\$3.97	\$5.54
15,001 to 25,000 gallons	\$4.47	per thousand gals	1"	\$28.64	\$3.97	1"	\$28.64	\$3.97	\$5.54
25,001 to 40,000 gallons	\$4.78	per thousand gals	1.5"	\$57.36	\$3.97	1.5"	\$57.36	\$3.97	\$5.54
40,001 to 80,000 gallons	\$5.54	per thousand gals	2"	\$91.23	\$3.97	2"	\$91.23	\$3.97	\$5.54
80,001 gallons and above	\$6.65	per thousand gals	3"	\$169.45	\$3.97	3"	\$169.45	\$3.97	\$5.54
			4"	\$260.68	\$3.97	4"	\$260.68	\$3.97	\$5.54
			6"	\$547.47	\$3.97	6"	\$547.47	\$3.97	\$5.54

RESIDENTIAL SEWER		STORMWATER	
First 2,000 gallons	\$25.44	Single-Family Residential Property Lot Size	
Over 2,000 gallons	\$5.36 per thousand gals	Less than 5,000 square feet	\$2.46
		5,000 - 20,000 square feet	\$4.14
		More than 20,000 square feet	\$7.92
		Non-Residential	
		\$0.118 per 100 square feet of impervious surface.	

COMMERCIAL SEWER	
First 2,000 gallons	\$45.00
Over 2,000 gallons	\$5.36 per thousand gals



BILL DESCRIPTION

- Water Fee** - This fee covers the operation and maintenance of the City of Frisco's water infrastructure. The water fee is comprised of a base charge and a volumetric charge. Frisco purchases its water from the North Texas Municipal Water District.
- Sewer Charge** - This fee covers the operation and maintenance of the City of Frisco's sewer infrastructure. Residential sewer rate is based on an average water consumption of the lowest three months of billed water usage from December through March. Commercial sewer is based on actual water consumption.
- Trash and Recycling** - This fee is for Residential Recycling and Trash services, Commercial and Construction recycling and waste services, Environmental Education and Outreach, and Household Hazardous Waste collection and disposal.
- Stormwater Fee** - The stormwater utility fee covers the cost to comply with the federal and state-mandated stormwater regulations.

GENERAL INFORMATION

- Did you know the City of Frisco offers e-billing?** To sign up, visit www.friscotexas.gov/utilitybilling.
- Setup your Utility Billing online account today!** Once started, you can pay your bill, view payment and usage histories and enter general service requests like change of addresses. Account number and last payment amount is required.
- The City of Frisco offers several different payment methods:** bill pay (check with your bank for availability), paying online through www.friscotexas.gov/utilitybilling, returning your payment and coupon by mail, bank draft, or paying in person at City Hall.
- Schedule a **FREE sprinkler system checkup** with a city's licensed irrigation expert to ensure your system is operating efficiently. Email waterwise@friscotexas.gov or call **972-292-5800** for your checkup.
- Subscribe to the WaterWise newsletter**, offering lawn watering advice, based on Frisco's weather station, landscape tips, native plant spotlights, plus early registration for workshops. Sign up at www.friscotexas.gov/water.



If you have questions about your statement, please call the City of Frisco at 972-292-5575 for further assistance.